



THE HINCKLEY COMPANY®

Since 1928



## Hinckley Bermuda 40 MK III Yawl – CYGNUS

Year: 1981

Location: Southwest Harbor, ME,  
United States

Price: \$ 290,000

### CYGNUS

---

CYGNUS is a B-40 MK III yawl that is a great buy for a discriminating yachtsman. Dinette and nav station plan, she is a Flag Blue boat with roller furling and a large sail inventory. She is one of the best kept B-40's ever!

See full specifications for more:

### Measurements

---

Cruising Speed: 7.48 mph

Fuel Tanks Capacity:

48

Max Speed: 9.21 mph

gal

---

Hinckley Yacht Brokerage - Bob Pooler

Southwest Harbor - Hinckley Yacht Brokerage, Hinckley Yacht Brokerage, 130 Shore Road, Southwest Harbor, ME 04679, United States

Tel: 207-244-5531 BrokerRP@hinckleyyachts.com

<http://www.yachtworld.com/hinckley>

LOA: 40 ft 9 in                      Fresh Water Tanks Capacity: 110  
LWL: 28 ft 10 in                      gal  
Beam: 11 ft 9 in

## Propulsion

---

### Engine #1

Engine Make: 1981 Westerbeke Hours: 1592  
Engine Model: 40 FWC diesel      Power: unknown

## Dimensions

---

Max Draft: 4' 6"/8' 9"  
Ballast: 6500  
Displacement: 20000

## Engines

---

Total Power: 40

## INTRODUCTION

---

CYGNUS is a beautiful Bermuda 40 MK III yawl with roller furling and a sail inventory that includes three new 2005 sails. Her varnished mahogany interior sleeps six in the popular dinette-nav station interior layout.

## CONSTRUCTION

---

- Flag Blue Topsides (2001)
- White house and deck with molded-in Camel Brown nonskid
- Gold cove stripe
- Single White boot stripe
- Red bottom

Solid fiberglass hull, reinforced with additional laminations in all stress areas. Balsa cored deck is set in a 6" flange which is molded into the hull, fibreglassed and bolted to form a permanent hull/deck joint. Nonskid pattern is molded into the deck.

- External lead keel - Fixed with stainless steel bolts
- Bronze centerboard - Worm gear operated, with grounding override.

Deck features:

- Stainless steel bow and stern pulpits
- Stainless steel stanchions with double lifelines and gates
- Integral stainless steel bow line chocks in polished stainless steel stem head
- Varnished teak toe rails, eyebrows, handrails, hatch boxes, dorade box with storage hatch, aft lazarette and propane locker hatch covers.
- Dual stainless steel dorade vents with stainless steel guard.
- Stainless steel rope hawse pipe
- White translucent hatch covers
- Stainless steel genoa tracks on toe rails

## SAILS & RIGGING

---

- Aluminum main and mizzen mast and boom - Yawl rig
- Stainless steel 1 x 19 standing rigging - (New upper port and starboard shrouds 2004)
- Rod lug tensioners, swaged terminals, stainless steel mast bale
- Boomvang
- Housetop traveler
- Spinnaker/MPS gear
- Mizzen staysail gear
- Harken roller furling

### Winches:

- #28 ST primaries - Barient
- #23 ST secondaries - Barient
- #23 ST Mainsheet winches

### Sails:

- Main - Full-batten (2000) - with lazy jacks
- Main - 2 reef rows (1997)
- Mizzen (2000)
- Mizzen (1997)
- 150% Genoa (2000)
- 150% Genoa - Cruising, roller furling (1997)
- 105% Genoa - North, Mylar (1988)
- Working Jib - North (2005)

- Storm Jib - North (2005)
- Storm Jib
- Storm Trysail - North (2005)
- MPS
- Mizzen Staysail
- Covers for main and mizzen

## **COCKPIT**

---

The spacious cockpit has a bridge deck with a varnished teak sliding companionway hatch forward. Varnished teak cockpit coamings that have built-in winch pockets and allow comfortable seatback cruising.

- Two opening, watertight, locking cockpit seats offer sail/locker storage.
- Teak grate cockpit sole - has drainage scuppers.
- Varnished teak companionway hatch
- Raytheon ST-60 instruments on forward bulkhead
- Engine gauges and switches in cockpit steering well
- Shore power inlet

Edson pedestal wheel steering:

- Stainless steel “destroyer type” steering wheel with elkhide covered rim
- Binnacle mounted compass with chrome cover
- Mounted engine controls
- Stainless steel pedestal guard
- Folding helm seat

Amenities include:

- Cockpit dodger – Blue (1997) with multiple windows (replaced 2005)
- Cockpit cushions (2001)
- Hinckley folding varnished cockpit table with two folding leaves – pedestal mounted
- Hinckley varnished teak mug/cup holder - pedestal mounted

## **INTERIOR ACCOMMODATIONS**

---

CYGNUS's interior two-cabin plan sleeps 6 and has a:

- Main Cabin - includes the Galley, separate Nav Station, and Main Salon

- Head
- Forward Cabin

Cockpit companionway enters aft in the main cabin:

- Three-step companionway - bottom step opens for storage.
- Storage locker is at the top step, just below the hatch

CYGNUS has a varnished mahogany interior with a Dinette and separate Nav Station layout. Her white overhead, varnished teak and holly sole, two opening overhead hatches, ports and a companionway hatch provide lots of light and natural ventilation in a very pleasant living space.

Interior features include:

- Dark blue and white checked upholstery and linen-color curtains
- Overhead hatches with screen - in forward cabin and main salon
- 12-volt bulkhead and dome lighting
- Alpine CDA-9827 CD receiver with MP3/WMA system and Panasonic 695 2-way speakers
- Clock and barometer

MAIN CABIN (Amidship):

- Integral varnished mahogany handrail runs full-length port and starboard below the ports.
- Can sleep up to 4 persons in the Main Salon.

NAVIGATION STATION (Aft Starboard):

Full sit-down Nav station faces aft, starboard outboard the cockpit companionway and separated by a half bulkhead from cockpit companionway:

- Full-size opening mahogany nav table has chart storage
- Separate nav seat has storage within and bottom and back cushions
- Instrumentation
- Electrical panel, gauges and switches
- Stereo - flush mounted outboard
- Dome light
- Storage includes a built-in bookshelf, drop-front locker and a utility shelf forward.

Nav/Electronics Equipment:

- Autohelm ST-6000 Autopilot

- Furuno 821 Radar (1997) - mounted on swing-arm - viewed from cabin or cockpit - Mizzen mounted dome antenna
- Garmin GPS with Chartmap2006 display (2003)
- Icom M802 SSB (2003)
- Raytheon Ray 55 FM/VHF radio
- Raytheon Speed Indicator - Cockpit
- Raytheon True and Apparent Wind Speed/Direction - Cockpit
- Raytheon Depth Sounder - Cockpit
- Compass - Binnacle mounted

#### GALLEY (Aft Port):

The aft-facing galley is to port of the companionway and very convenient to the cockpit.

The L-shaped galley has a white Formica countertop with the stove outboard, sink and refrigeration aft.

- Gimballed Shipmate stainless steel, 3-burner LPG stove/oven with marinetics switch. More work space is created, when the stove is not in use, by a matching formica hide-away stove cover.
- Double stainless steel sink with fixtures providing hot and cold pressure water including sprayer and freshwater hand pump. A wood cutting board fits over one of the sinks.
- Grunert 12-volt bin refrigeration and freezer is aft outboard and has dual hatch counter access.
- Storage is provided with vented sliding door lockers and drawers. A drop front locker is aft of the sink.

#### More galley amenities:

- Custom glass racks are bulkhead mounted
- Paper towel rack
- Dome lights are over the sink and stove
- Dual 12-volt GFI outlet
- Built-in cabin sole dustpan

#### MAIN SALON:

The forward full-width Main Salon is separated from the galley and nav station with half bulkheads.

- U-shaped dinette is to port. Starboard are a settee and sleeping berths.
- Overhead opening hatch with screen

- Panasonic 695 2-way speakers - port and starboard in forward bulkheads

To port:

The U-shaped, upholstered dinette includes storage area under and behind the cushions. A lift-up seat extension aft allows comfortable seating for at least six.

- Dining table is varnished mahogany with dual drop-leafs.
- Double berth is created when the table is dropped down, with cushion.
- Outboard the dinette is shelf stowage.

To starboard:

- Settee/Pull-out transom berth
- Pilot berth is over outboard with outboard shelf
- Under and behind the cushions are storage areas.
- Hanging locker forward has more top storage
- Locker behind the hanging locker is accessed from the forward end of the pilot berth.

HEAD (Port, Next forward):

Head is finished in varnished mahogany.

- White formica countertop with sink and hatch accessed hamper
- Stainless steel sink with hand-held shower and hot and cold pressure water
- Wilcox-Crittendon "Skipper" head with Lectra-san treatment system
- Medicine cabinet
- Six-drawers, as well as storage lockers
- Towel bar, hooks and toilet paper holder
- Teak floor grating for the shower area
- Opening port with screen

FORWARD STATEROOM:

Next forward is a private stateroom with a solid mahogany door.

- V-berth forward - forms a double berth with insert and cushion.
- Seat between V-berths opens for storage
- Drawer and drop-front storage below V-berths
- Bookshelves are over outboard V-berths
- Bureau to port with shelf top
- Hanging locker with shelf

- Full-length mirror on the door
- Opening overhead hatch
- Forward door access to the forepeak chain locker.

## **ELECTRICAL**

---

Separate 12-volt systems:

- Engine start: 100-amp battery with 53-amp engine alternator for charging.
- House accessories: (2) 375-amp hour batteries with 105-amp engine alternator for charging.
- Parallel switch for emergency engine start
- Master shut-off switches

110-volt system:

- Shore power 110-volt system with shore power inlet, shore cord and adapters
- Shore power converter

Separate 12-volt and 110-volt breaker panels with spare breakers.

- Electrical, electronics and masts are grounded to the keel.
- All new nav lenses and plugs - replaced 2004

## **MECHANICAL**

---

1981 Westerbeke 40 diesel fresh water-cooled 40-hp engine:

- Stainless steel shaft
- 3-blade Maxi propeller
- Raycor fuel filters
- Engine room sound insulation
- Bilge blower
- High water alarm
- (2) Electric bilge pumps
- Manual bilge pump (2004)
- Deck wash pump
- Hot and cold pressure water system
- 12- gallon hot water heater (New element 2004)



- (2) 10# aluminum LPG tanks - with solenoid valve

## ADDITIONAL EQUIPMENT

---

### Ground tackle:

- Ideal electric 12-volt windlass (Rechromed 2004)
- 45# CQR anchor – mounted on stainless steel bow roller
- Danforth anchor - housetop mounted in teak chocks
- Anchor chain
- (2) Anchor rodes

### Equipment:

- Fresh water deck wash
- Boat hook
- Fenders
- Dock lines
- (2) Horseshoe life rings
- (2) Man overboard poles and lights
- Life jackets
- Spotlight
- Fire extinguishers
- Emergency tiller
- Bosun's chair
- Ash rigging rollers
- Hose
- Propane BBQ
- Outboard motor bracket
- Yamaha 9.9-hp outboard motor (1974)
- Yamaha 2-hp outboard motor (1994)
- Avon Redcrest dinghy (Stored in sail locker)
- Avon 280 soft-bottom dinghy with floor boards
- Avon 310 hard-bottom inflatable dinghy

## COMMENTS

---

CYGNUS is hull #176 of the Bermuda 40's and a dinette-nav station yawl. She is one of the best kept Bermuda 40's I have ever seen. A great buy for a discriminating yachtsman.

## Disclaimer

---

The Company offers the details of this vessel in good faith but cannot guarantee or warrant the accuracy of this information nor warrant the condition of the vessel. A buyer should instruct his agents, or his surveyors, to investigate such details as the buyer desires validated. This vessel is offered subject to prior sale, price change, or withdrawal without notice.

# Photos

---



Photo 1



Stern



Fwd Qtrr



Stern View



Deck



Stbd Deck



Aft Deck



Cockpit



Photo 10



Nav Station



Galley



Main Salon



Dinette



Mn Sln Stbd



Mn Sln Stbd 2



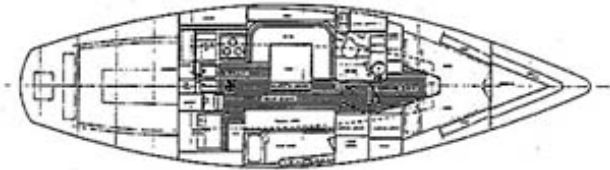
Fwd Cbn




Fwd Berth




Fwd Cbn Aft



Layout



Yachting 1987



In Maine Postcard