

MORRIS **M** YACHTS


M - S E R I E S

M29 M36 M42 M46 M52



M29



A man in a light blue jacket and sunglasses is smiling while sitting on the deck of a sailboat. The boat has a large white sail and a dark green hull with a wooden trim. An American flag is flying from the stern. The background shows a clear blue sky and the ocean.

“PURE SAILING
PLEASURE IS THE
M29’S REASON FOR
BEING.”

- *Yachting Magazine*





WELCOME TO THE M29

Short-tack the beach. Set and douse the chute single-handed. Shoot the mooring smartly. Suddenly, sailing has never been more fun, or more carefree. Designed to be easy to rig, sail and maintain, the M29 is the perfect daysailer for after work when the wind picks up or for enjoying a sunset with family and friends. Streamlined accommodations below decks, together with a clean deck and generous cockpit above, have been refined for supreme comfort and the work at hand. Control systems have been designed for the lowest loads possible so that sailors of all skill levels can enjoy her agile and responsive performance. Her quality construction and finish, together with her Sparkman & Stephens design pedigree, guarantee lasting safety, service and value. The M29 offers the versatility of a perfectly proportioned daysailer, the excitement of a snappy racing boat and the timeless style found in all Morris Yachts. It's all about the joy of sailing.



M52

M42

M36

M29



YOU PROBABLY STARTED SAILING WITH A TILLER IN YOUR HAND.
MAYBE IT'S TIME TO GET IT BACK.

The racy M29 is responsive, simple and tiller-steered for that back-to-basics thrill of small boat performance sailing you likely remember from your first sailing experiences. Unlike the dinghy of your youth, however, she will keep you dry, safe and upright! The M29 exceeds performance expectations on all points of sail. She excels in light winds due to her sleek hull shape, modern fin keel, carbon fiber deep spade rudder and light weight construction. Play the sails like a racer or relax and enjoy a cruise around the bay. The M29 will enthuse and delight regardless! Sail handling has been engineered for simplicity, reliability and ease of use. All control lines are led within easy grasp of the helmsman, including the single-line slab reefing which allows you to safely and easily reef without taking a step outside the cockpit.





UNDER SAIL OR UNDER POWER, THE M29 MANEUVERS EXACTLY AS YOU WOULD EXPECT HER TO: FLAWLESSLY.



Should the breeze subside before you are ready to go in, auxiliary propulsion comes from a Yanmar Saildrive diesel engine with a two-blade folding Flex-O-Fold propeller. The M29 maneuvers under power as responsively as she does under sail, turns in her own length and backs down straight as an arrow. No detail has been overlooked in her design. All mechanical installations, thru-hull fittings and filters are straightforward and easily accessed for service. Additionally, all wiring is clearly labeled.



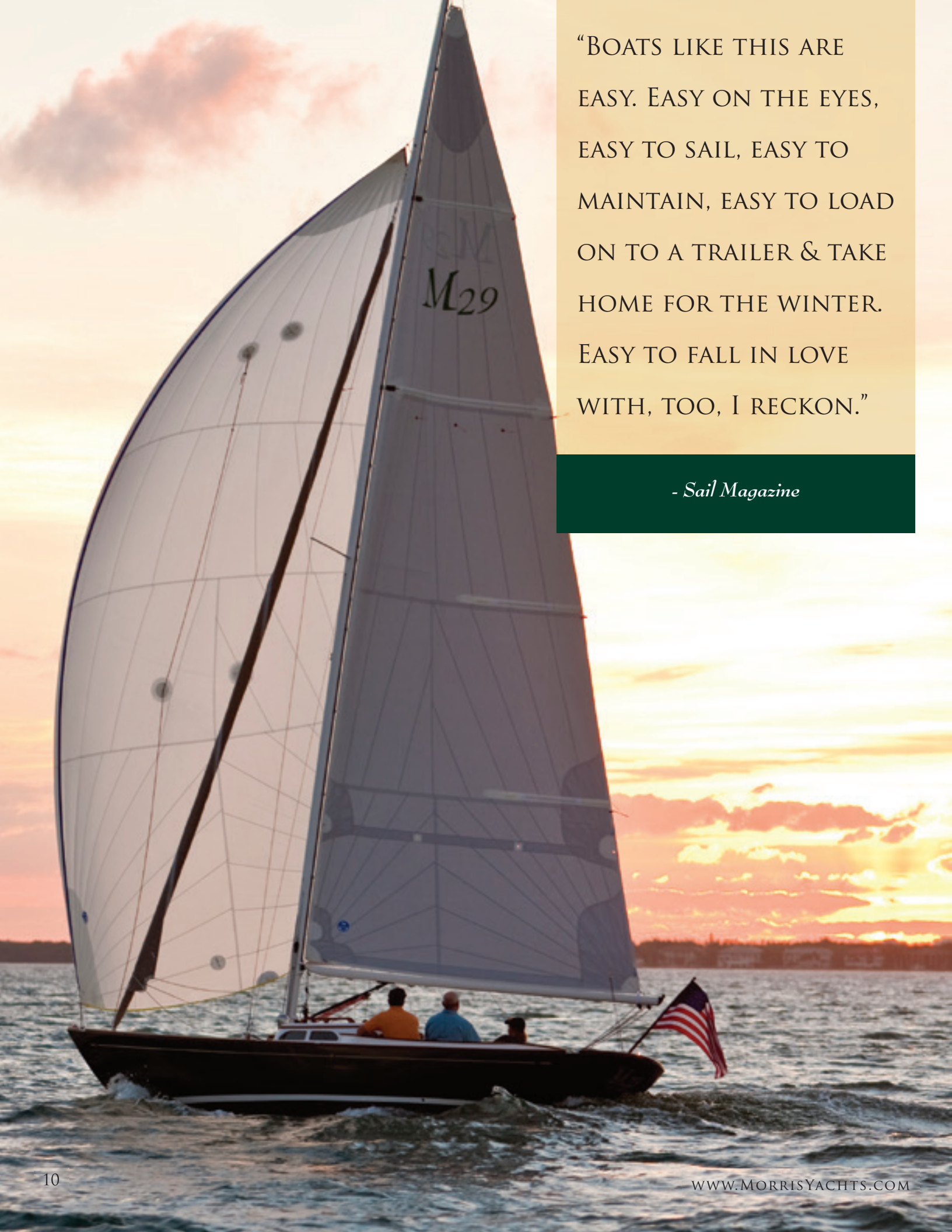
The M29 may optionally be equipped with a VHF radio, GPS with color display and sailing instruments displaying wind speed/direction, depth and boat speed.

“THE M29 IS A LOVELY BLEND OF THE FEATURES THAT ARE VITAL IN A BOAT: BEAUTY, PURPOSE AND THE NEED TO SAIL WELL.”

- *Sailing Magazine*

This boat is all about sailing but when it is time for a rest, the port and starboard cockpit seats (complete with lockers) are perfect for stretching out to read a book, enjoying a picnic or simply appreciating the scenery. The cabin contains full-length port and starboard settees with cushions (great for napping!), satin varnished cherry interior trim, hull sheathing and plenty of forepeak storage space for sail bags and other gear.





“BOATS LIKE THIS ARE
EASY. EASY ON THE EYES,
EASY TO SAIL, EASY TO
MAINTAIN, EASY TO LOAD
ON TO A TRAILER & TAKE
HOME FOR THE WINTER.
EASY TO FALL IN LOVE
WITH, TOO, I RECKON.”

- *Sail Magazine*

MORRIS INFUSED HULLS AND DECKS ARE
UNPARALLELED IN ANY CLASS...
WITH A 10 YEAR WARRANTY TO MATCH.

While the M29's classic exterior evokes boats from another age, her contemporary underbody is designed with the latest advancements in naval architecture. As with all sailing boats built by Morris Yachts, the M29 offers peace of mind that you are onboard one of the most seaworthy boats in the world.

The level of engineering, fit and finish onboard sets the benchmark by which other builders measure themselves. Morris craftsmen and engineers demand only the finest equipment and materials and use the most modern techniques and technology during the boat building process. The beauty of a Morris is not only skin deep but integrated throughout all facets of the vessel.

The traditional styling of the M29 is accentuated with gloss-varnished teak joinery including eyebrow trim, Dorade boxes, toe rail, coaming cap, companionway hatch and cabin top handrails. Optionally, the house and cockpit can be trimmed in varnished teak cladding and teak weather decks can be added to further enhance her classic looks.

A high-performance bulb keel of moderate draft together with a high aspect ratio carbon fiber spade rudder are designed and built for speed, stability and precise control.



Optional teak cladding and cockpit sole



"OUR M29 EXCEEDS EXPECTATIONS IN PERFORMANCE
AND COMFORT; A CLASSICALLY STYLED, NIMBLE BOAT FOR
MY SON AND A DEEP, COMFORTABLE COCKPIT FOR ME."

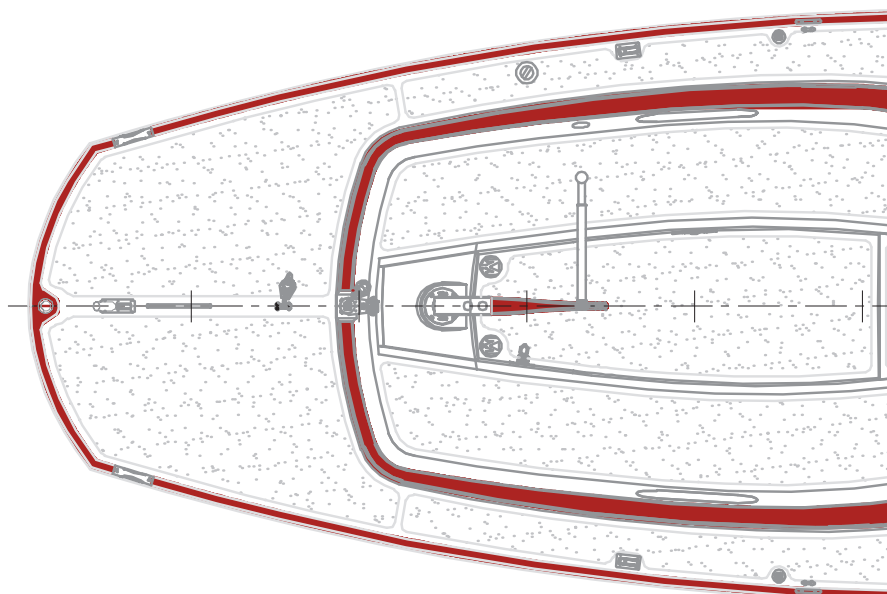
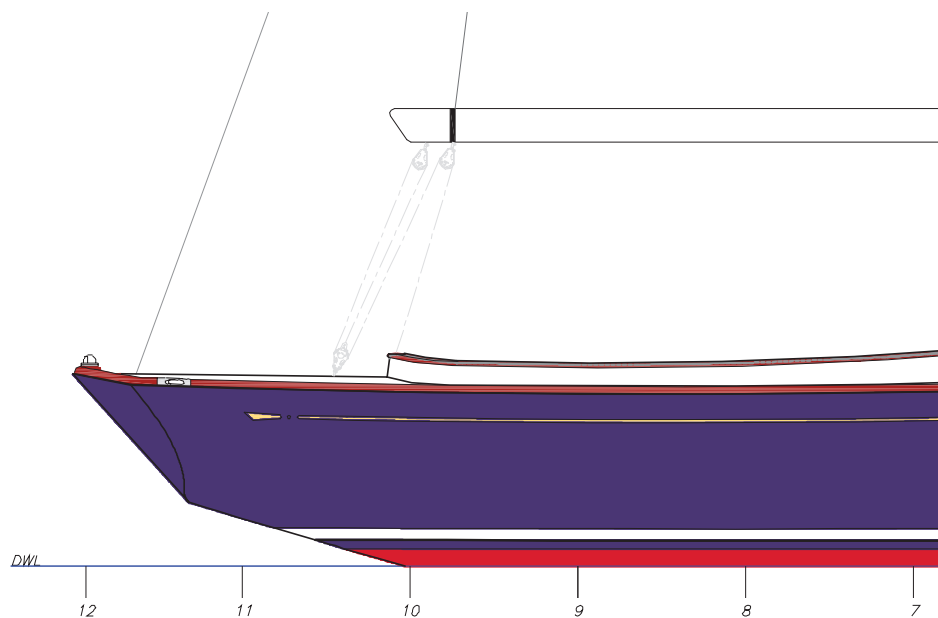
- Tom Swift, M29 "Sprint"
Narragansett Bay, USA



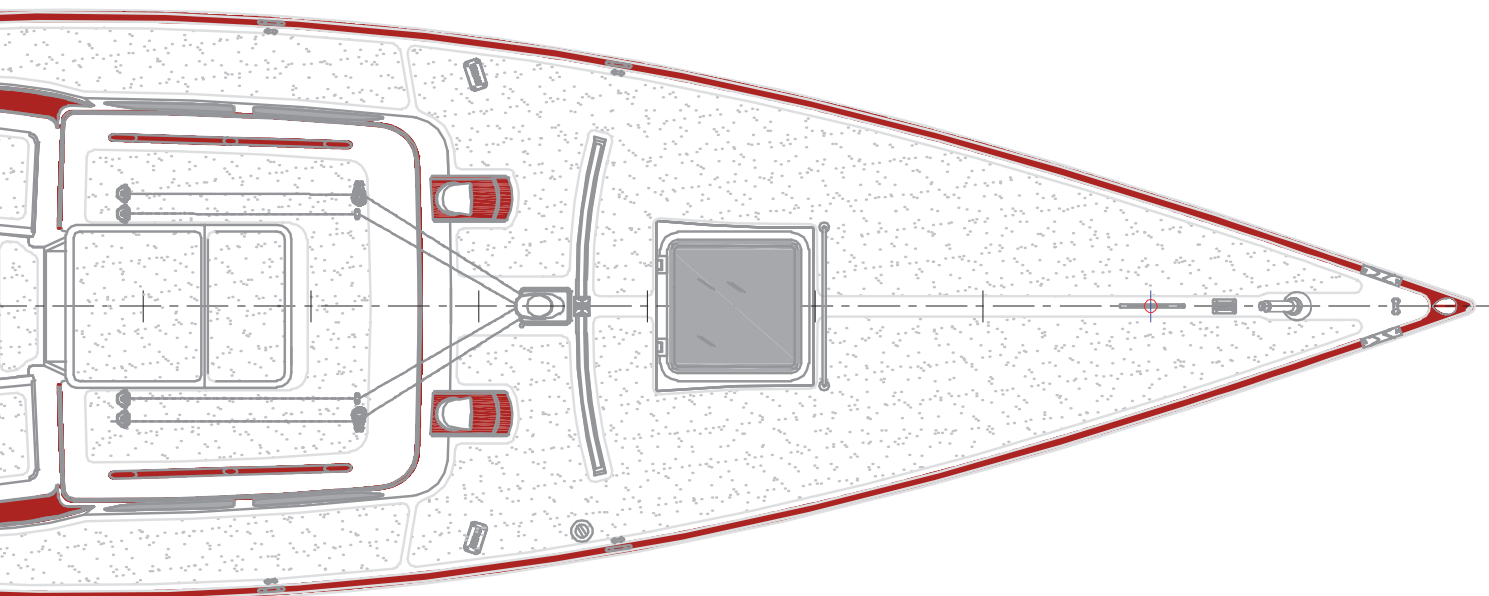
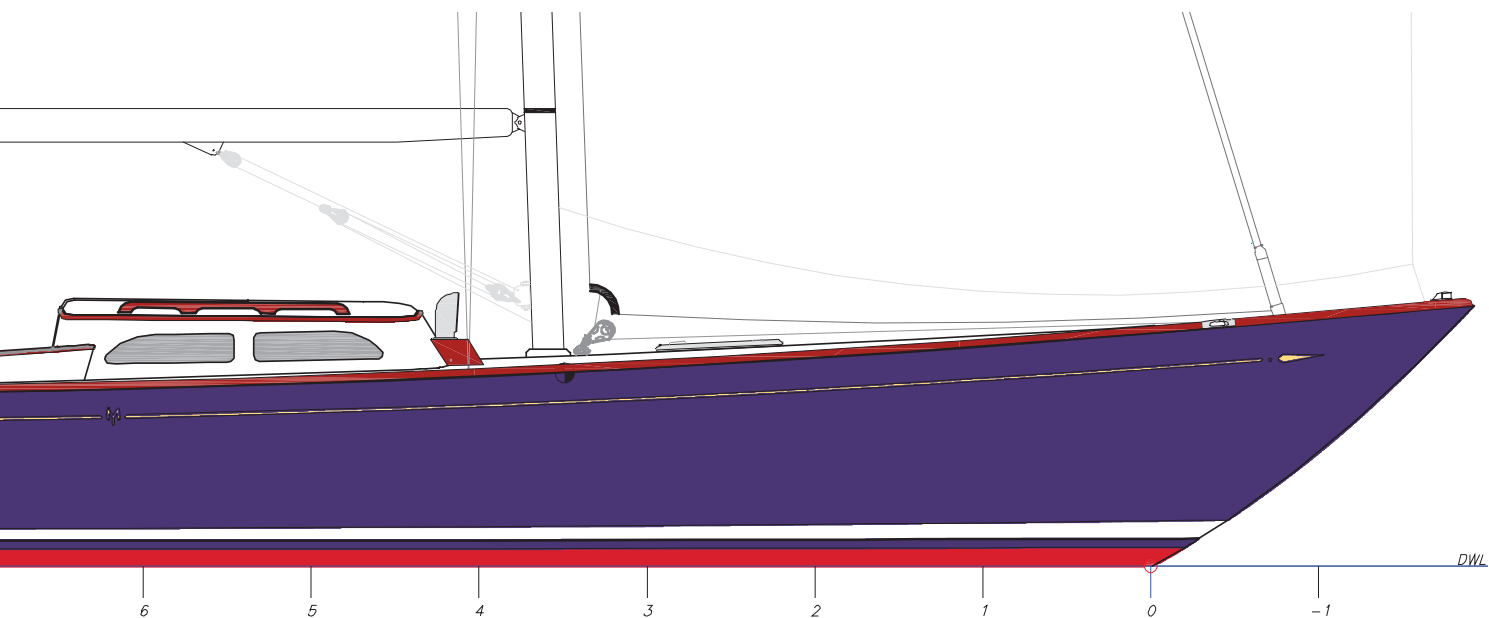
With a 7' 4" beam and a total towing package weight of under 7,000 lbs, the M29 is easily towed behind any full-size SUV or truck giving you the freedom to take or store her wherever you want. She can be rigged by just two people, allowing you to maximize your on-water fun. Additionally, the M29 is perfect for container shipping; the entire package, mast and trailer included, fits inside a high-box container for easy, safe and cost-effective transport to anywhere in the world. Once in her home port, the container can act as a storage box or workshop. For those sailing in the hurricane belt, the container is a great way to safely store your boat in dangerous weather. Stainless steel lifting plates are attached to the keel bolts enabling the M29 to be lifted by a crane with use of a bridle.



PRINCIPAL DIMENSIONS



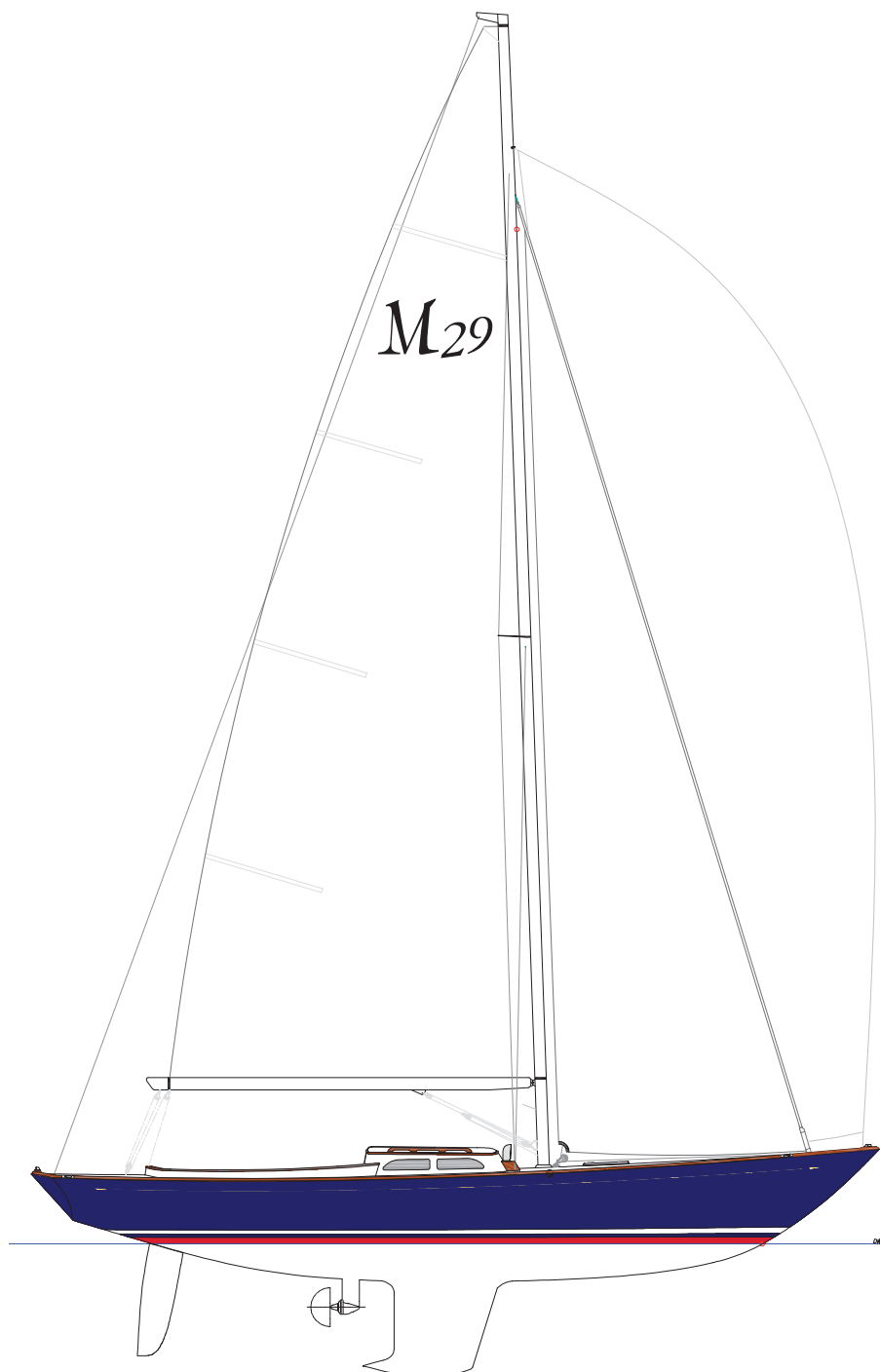
LENGTH OVERALL	29' 2"	8.89 M
LENGTH AT DESIGN WATERLINE	20' 10"	6.35 M
BEAM, MAXIMUM	7' 4"	2.23 M
DRAFT (STANDARD KEEL)	4' 6"	1.37 M
SHOAL DRAFT	3' 8"	1.12 M
DISPLACEMENT (HALF LOAD)	4,375 LBS	1,985 KG
BRIDGE CLEARANCE	42' 2"	12.85 M
HEADROOM	4' 1"	1.24 M





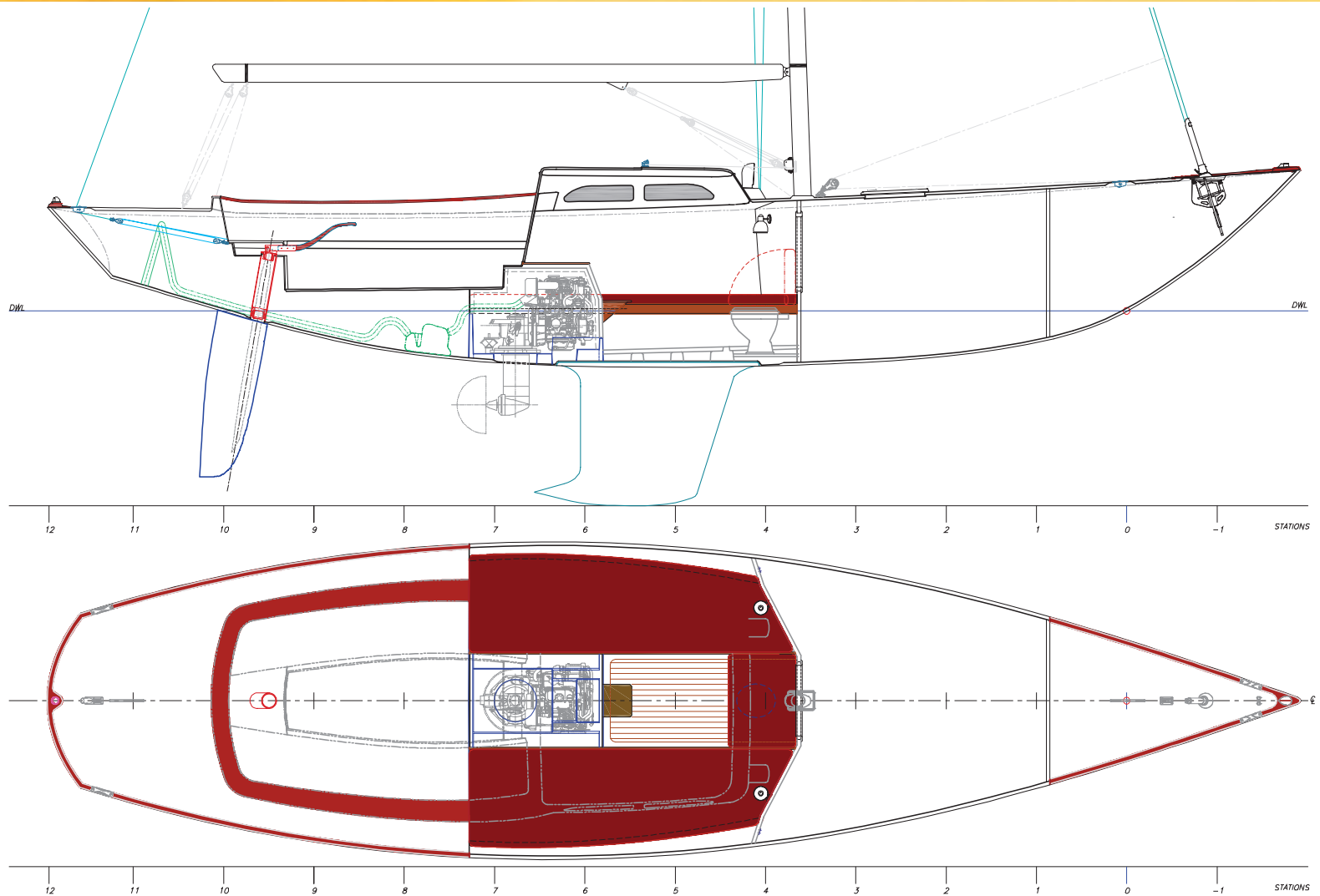
SAIL PLAN

SAIL AREA	395 FT ²	36.70 M ²
MAINSAIL	261 FT ²	24.25 M ²
JIB	134 FT ²	12.45 M ²
I	33' 6"	10.21 M
J	9' 1"	2.77 M
P	36'	10.97 M
E	12' 6"	3.81 M



“THIS BOAT IS ALL ABOUT THE PURE VALUE OF SAILING,
WHETHER YOU HAVE AN HOUR, AN AFTERNOON, OR A WEEKEND.”

- *Sailing Magazine*



“IT’S ALL
ABOUT
SAILING.”

- *Tom Morris*





HULL/DECK CONSTRUCTION

INFUSED FIBERGLASS COMPOSITE HULL WITH VINYLESTER RESIN THROUGHOUT AND Balsa SB.50 CORE.

MOLDED INTEGRAL FURNITURE AND INTERNAL STRUCTURE.

EXTERNAL MODERN FIN DESIGN LEAD KEEL W/ A PALM IS MOUNTED IN A MOLDED HULL RECESS W/ 316 STAINLESS STEEL BOLTS.

FIBERGLASS ENGINE BED.

INFUSED FIBERGLASS STRUCTURAL FORWARD BULKHEAD WITH CHAINPLATE REINFORCEMENTS.

INFUSED FIBERGLASS COMPOSITE DECK WITH VINYLESTER RESIN THROUGHOUT AND Balsa SB.50 CORE.

CORE REMOVED IN AREAS OF DECK HARDWARE AND THRU-HULL FITTINGS.

PROPULSION

YANMAR 2YM15C x SD SAILDRIVE UNIT, 2-CYLINDER, DIRECT-INJECTED, FRESH WATER-COOLED MARINE DIESEL ENGINE, MAXIMUM 14 HP @ 3600 RPM.

FLEX-O-FOLD FOLDING TWO BLADE PROPELLER.

YANMAR INSTRUMENT PANEL AT THE HELM, WITH IGNITION SWITCH, STOP BUTTON, AND AUDIBLE ALARMS FOR COOLING WATER HIGH TEMPERATURE AND LOW OIL PRESSURE.

STAINLESS STEEL SINGLE LEVER THROTTLE AND SHIFT CONTROL.

ENGINE BOX IS FITTED WITH SOUNDOWN VINYL/FOAM COMPOSITE NOISE REDUCTION INSULATION.

ELECTRICAL

(1) MARINE GROUP 27 100 AMP-HOUR AGM BATTERY.

(1) YANMAR 60 AMP/12 VDC ALTERNATOR WITH INTERNAL REGULATOR FOR BATTERY CHARGING.

(1) 12 VDC DISTRIBUTION PANEL.

(1) 12 VOLT OUTLET.

ELECTRONICS & NAVIGATION

(1) PERKO BICOLOR BOW LIGHT WITH CHROME PLATED BRASS HOUSING.

(1) PERKO TRANSOM STERN LIGHT WITH CHROME PLATED BRASS HOUSING.

(1) AQUASIGNAL STEERING LIGHT ON MAST.

BILGE SYSTEM

WHALE MANUAL BILGE PUMP LOCATED NEAR HELM IN COCKPIT.

WHALE ELECTRIC BILGE PUMP.

FUEL OIL SYSTEM

(1) RACOR MODEL SPIN-ON FUEL/WATER SEPARATOR.

(1) 8-GALLON FUEL TANK WITH DECK FILLER CAP.

(1) FUEL GAUGE.

STEERING AND RUDDER

TILLER STEERING WITH LAMINATED ASH TILLER.

FORESPAR TILLER EXTENSION AND TILLER LOCK BOX.

CARBON FIBER/EPOXY RUDDER WITH CARBON FIBER RUDDERPOST.

(2) SELF-ALIGNING RUDDER BEARINGS.

OUTFIT, FURNISHING & JOINER WORK

FIBERGLASS INTEGRAL FURNITURE AND BULKHEADS ARE BONDED TO THE HULL AND DECK WITH TWO-PART STRUCTURAL ADHESIVE.

FIBERGLASS FLOOR PAN WITH OILED TEAK CABIN SOLE.

CHERRY HULL SHEATHING.

CHERRY WINDOW FRAMES AND CHERRY CAP TRIM ON MAIN BULKHEAD OPENING.

CHERRY BUNK RAILS.

DECK HARDWARE

SAILING HARDWARE IS HARKEN OR EQUAL.

VARNISHED TEAK TOE RAIL.

CUSTOM CAST STAINLESS STEEL BOW AND STERN CHOCKS THAT INTEGRATE BEAUTIFULLY WITH THE TEAK TOE RAIL.

VARNISHED TEAK EYEBROW TRIM.

VARNISHED TEAK DORADE BOXES W/ STAINLESS STEEL COWL VENTS.

VARNISHED TEAK HAND RAILS ON THE CABIN TOP.

VARNISHED TEAK COAMING CAP.

VARNISHED TEAK FLAG STAFF & US FLAG.

RITCHIE VENTURE BULKHEAD COMPASS.

CUSTOM MORRIS YACHTS CAST STAINLESS STEEL COCKPIT DRAINS.

PORT SAIL LOCKER HATCH.

SPARS AND RIGGING

CARBON FIBER MAST AND ALUMINUM BOOM WITH AWLGRIIP FINISH.

FRACTIONAL RIG WITH SWEEPED BACK SPREADERS.

SELF-TACKING JIB ON ATHWARTSHIPS CURVED TRACK.

HARKEN MANUAL HEADSAIL FURLING UNIT.

STANDING RIGGING IS 1×19 STAINLESS STEEL WIRE ROPE.

HALL A-12 MECHANICAL VANG WITH HARKEN BLOCK & TACKLE.

BACKSTAY ADJUSTER WITH 18:1 PURCHASE LED TO HELM.

JIB SHEET WITH COARSE AND FINE TUNE ADJUSTMENT.

CUNNINGHAM LED TO THE COCKPIT.

OUTHHAUL ADJUSTMENT ON BOOM.

RUNNING RIGGING IS HIGH QUALITY LOW-STRETCH ROPE.

SAILS

SAIL INVENTORY IS BY NORTH SAILS AND INCLUDES THE FOLLOWING SAILS:

DACRON MAINSAIL WITH TWO FULL LENGTH BATTENS, TWO LEECH BATTENS AND SINGLE SLAB REEF.

CANVAS MAINSAIL COVER WITH LAZY JACKS.

DACRON FURLING JIB WITH UV PROTECTIVE COVER ON LEACH.

PAINT & FAIRING

TOE RAIL: VARNISHED TEAK.

DECK GELCOAT: OYSTER WHITE WITH MOLDED TAN NON-SKID.

HULL TOPSIDES: OYSTER WHITE GELCOAT.

COVE STRIPE: AWLGRIIP CORDOVA GOLD.

BOOT TOP STRIPE: AWLGRIIP CHOICE OF STANDARD COLORS.

BOTTOM PAINT: INTERLUX MICRON EXTRA.

BILGE: WHITE GELCOAT.

NAME AND HAILING PORT ON TRANSOM IN VINYL LETTERS.

STANDARD EQUIPMENT

SUNBRELLA CANVAS INTERIOR CUSHIONS WITH OWNER'S CHOICE OF COLOR.

(2) KIDDE MARINER 110 PORTABLE DRY CHEMICAL FIRE EXTINGUISHERS LOCATED IN THE ACCOMMODATIONS ENGINE COMPARTMENT.






WELCOME TO THE FAMILY.

There are boatbuilders who build boats, and there are those who build lasting relationships with their customers. The Morris family make it a point of pride to meet and get to know every boat owner. When you buy a Morris Yacht, you'll learn what Morris owners have known for over four decades: the first names of the people who design, build and maintain your pride and joy.

Please do not hesitate to contact us with your questions. We'd love to take you out for a sail.



AT THE END OF THE DAY,
YOU'RE EXACTLY WHERE
YOU WANT TO BE.



MORRIS **M** YACHTS

BUILDERS OF FINE YACHTS · PROVIDERS OF WORLD-CLASS SERVICE, LUXURY CHARTERS & RENOWNED BROKERAGE

morrisyachts.com

sales1@morrisyachts.com
+1 207 244.5509

Maine: Bass Harbor • Northeast Harbor • Trenton
Rhode Island: Newport Shipyard